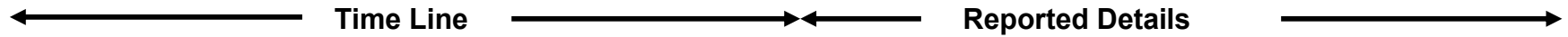




National Defense Committee Congressional Report

Military and Overseas Voting in the 2004 Presidential Election



State County[1] or Jurisdiction	Ballot Ready	Ballot Due	Days Provided	UNDR 35 dys	Avg	FPCA Rec'd	Ballot Sent	Ballot Cntd	FWAB Rec'd	FWAB Cntd	Votes Cntd	% Not Cntd	Notes
AL-Dallas	21-Sep	9-Nov	49			98	98	71	4	3	74		
67 LEO's		Reports Received	1		49	98	98	71	4	3	74	24.40%	24.40%
AK													
1 LEO		Reports Received	0			0	0	0	0	0	0		
AR-Bradley	6-Oct	12-Nov	37			41	41	23	9	6	29	29.3	
AR-Crittenden	8-Oct	12-Nov	35			82	82	53	2	1	54	34.1	X
AR-Drew	4-Oct	12-Nov	39			48	48	28	6	2	30	37.5	X



National Defense Committee Congressional Report

Military and Overseas Voting in the 2004 Presidential Election

← Time Line → Reported Details →

State County[1] or Jurisdiction	Ballot Ready	Ballot Due	Days Provided	UNDR 35 dys	Avg	FPCA Rec'd	Ballot Sent	Ballot Cntd	FWAB Rec'd	FWAB Cntd	Votes Cntd	% Not Cntd	Notes
AZ-Greenlee	30-Sep	2-Nov	33	X		9	9	6	2	2	8	11.1	
AZ-Mohave	30-Sep	2-Nov	34	X		6	0	0	0	0	0	100	X
AZ-Santa Cruz	30-Sep	2-Nov	34	X		66	66	37	4	4	41	37.9	X
AZ-Yavapai	17-Sep	2-Nov	46			116	116	105	0	0	105	9.5	
15 LEO's		Reports Received	6	5 of 6	36	796	781	698	11	9	707	11.18%	33.03%
CA-Butte	13-Sep	2-Nov	50			507	499	274	23	22	296	41.6	X
CA-Lake	9-Sep	2-Nov	54			193	190	142	6	3	145	24.9	
CA-Mariposa	4-Oct	2-Nov	29	X		6	6	3	0	0	3	50	X
CA-Merced	2-Sep	2-Nov	60			315	315	216	20	20	236	25.1	
CA-Mono	8-Oct	2-Nov	25	X		8	6	6	0	0	6	25	
CA-SanLuisObispo	7-Sep	2-Nov	56			528	510	409	44	17	426	19.3	
CA-San Mateo	14-Sep	2-Nov	49			2172	1783	1621	85	45	1646	24.2	
CA-Santa Cruz	3-Sep	2-Nov	60			1107	1078	912	40	6	918	18	
CA-Shasta	10-Sep	2-Nov	53			492	481	319	27	6	325	33.9	X
CA-Sonoma	7-Sep	2-Nov	56			1127	1120	798	0	0	798	29.2	
CA-Tehama	13-Sep	2-Nov	50			151	151	108	1	0	108	28.5	
CA-Trinity	20-Sep	2-Nov	43			9	8	5	2	2	7	22.2	
CA-Tulare	3-Sep	2-Nov	60			409	401	329	30	3	332	18.8	
58 LEO's		Reports Received	13	2 of 13	50	7024	6548	5142	278	124	5246	25.03%	27.75%
CO-Bent	5-Oct	12-Nov	38			7	7	0	2	2	2	71.4	X
CO-Chaffee	4-Oct	12-Nov	39			16	16	11	5	5	16	0	
CO-Cheyenne	5-Oct	12-Nov	38			2	2	1	0	0	1	50	X
CO-Dolores	4-Oct	2-Nov	29	X		5	5	2	0	0	2	60	X
CO-Eagle	1-Oct	2-Nov	32	X		13	13	12	0	0	12	7.7	
CO-Jackson	6-Oct	2-Nov	27	X		2	2	2	1	1	2	0	
CO-Lake	3-Oct	2-Nov	30	X		5	5	4	1	1	5	0	



National Defense Committee Congressional Report Military and Overseas Voting in the 2004 Presidential Election

← Time Line → ← Reported Details →

State County[1] or Jurisdiction	Ballot Ready	Ballot Due	Days Provided	UNDR 35 dys	Avg	FPCA Rec'd	Ballot Sent	Ballot Cntd	FWAB Rec'd	FWAB Cntd	Votes Cntd	% Not Cntd	Notes
CO-LaPlata	1-Oct	12-Nov	42			90	90	54	0	0	54	40	X
CO-Montrose	7-Oct	12-Nov	36			61	59	46	12	10	56	8.2	
CO-Morgan	5-Oct	14-Nov	40			15	15	7	1	1	8	46.7	X
CO-Park	9-Oct	12-Nov	34	X		26	25	14	3	3	17	34.6	X
CO-Pueblo	12-Oct	2-Nov	21	X		190	188	113	33	31	144	24.2	
CO-Washington	30-Sep	2-Nov	33	X		23	23	21	2	2	23	0	
CO-Weld	2-Oct	12-Nov	41			209	209	152	85	46	198	5.3	
63 LEO's		Reports Received	14	7 of 14	34	664	659	439	145	102	540	18.52%	17.01%
CT-Southbury	4-Aug	2-Nov	90			25	25	22	3	3	25	0	
CT-Southington	15-Sep	2-Nov	48			4	4	2	2	2	4	0	
CT-Suffield	27-Sep	2-Nov	36			23	23	23	0	0	23	0	
CT-Winchester	29-Sep	2-Nov	34	X		8	8	5	4	1	6	25	
CT-Windsor	23-Aug	2-Nov	71			76	76	60	6	5	65	14.5	
169 LEO's		Reports Received	5	1 of 5	56	136	136	112	15	11	123	9.56%	7.90%
DC													
1 LEO		Reports Received	0			0	0	0	0	0	0		
DE-Sussex	15-Sep	2-Nov	48			239	239	174	28	20	194	18.8	
3 LEO's		Reports Received	1		48	239	239	174	28	20	194	18.83%	18.83%
FL-Bradford	18-Sep	12-Nov	55			43	43	30	2	2	32	25.6	
FL-Collier	18-Sep	12-Nov	55			552	552	499	0	0	499	9.6	
FL-Dixie	18-Sep	12-Nov	55			9	9	1	1	1	2	77.8	X
FL-Gadsden	18-Sep	12-Nov	55			69	69	32	3	3	35	49.3	X
FL-IndianRiver	18-Sep	12-Nov	55			119	119	102	29	11	113	5	



National Defense Committee Congressional Reort

Military and Overseas Voting in the 2004 Presidential Election

← Time Line → ← Reported Details →

State County[1] or Jurisdiction	Ballot Ready	Ballot Due	Days Provided	UNDR 35 dys	Avg	FPCA Rec'd	Ballot Sent	Ballot Cntd	FWAB Rec'd	FWAB Cntd	Votes Cntd	% Not Cntd	Notes
FL-Jackson	4-Oct	12-Nov	39			120	116	77	16	4	81	32.5	X
FL-Jefferson	14-Sep	12-Nov	59			61	61	43	5	5	48	21.3	
FL-Lafayette	18-Sep	12-Nov	55			8	8	8	0	0	8	0	
FL-Liberty	23-Sep	12-Nov	50			5	5	4	0	0	4	20	
FL-Madison	18-Sep	12-Nov	55			32	32	25	2	2	27	15.6	
FL-Manatee	18-Sep	12-Nov	55			430	413	402	28	28	430	0	
FL-Marion	18-Sep	12-Nov	55			1366	1354	1075	44	28	1103	19.3	
FL-Nassau	4-Oct	12-Nov	39			252	243	191	28	17	208	17.5	
FL-Osceola	18-Sep	12-Nov	55			422	410	292	23	7	299	29.1	
FL-Patrick	20-Sep	12-Nov	53			44	44	36	3	2	38	13.6	
FL-Pinellas	7-Oct	12-Nov	36			2400	2320	1442	268	145	1587	33.9	X
FL-StLucie	17-Sep	12-Nov	56			182	182	126	28	28	154	15.4	
FL-Taylor	18-Sep	12-Nov	55			11	11	10	1	1	11	0	
67 LEO's		Reports Received	18		51	6125	5991	4395	481	284	4679	23.33%	20.61%
GA-Colquitt	17-Sep	2-Nov	46			16	16	8	0	0	8	50	X
GA-Pike	17-Sep	2-Nov	46			12	12	7	0	0	7	41.7	X
159 LEO's		Reports Received	2		46	28	28	15	0	0	15	46.43%	45.85%
HI													
5 LEO's		Reports Received	0			0	0	0	0	0	0		
IA-Adair	20-Sep	8-Nov	49			15	15	12	0	0	13	20	
IA-Benton	20-Sep	8-Nov	49			52	52	2	2	1	3	94.2	X
IA-Calhoun	21-Sep	8-Nov	48			32	32	26	0	0	26	18.8	
IA-Cass	20-Sep	8-Nov	49			28	28	17	1	1	18	35.7	X
IA-Cherokee	29-Sep	5-Nov	37			26	26	17	1	1	18	30.8	X
IA-Clayton	23-Sep	8-Nov	46			36	36	29	3	3	32	11.1	



National Defense Committee Congressional Reort

Military and Overseas Voting in the 2004 Presidential Election


← Time Line → Reported Details →

State County[1] or Jurisdiction	Ballot Ready	Ballot Due	Days Provided	UNDR 35 dys	Avg	FPCA Rec'd	Ballot Sent	Ballot Cntd	FWAB Rec'd	FWAB Cntd	Votes Cntd	% Not Cntd	Notes
IA-Decatur	7-Sep	9-Nov	63			43	43	36	2	2	38	11.6	
IA-Greene	23-Sep	8-Nov	46			17	17	17	1	0	17	0	
IA-Henry	23-Sep	9-Nov	47			32	31	31	1	1	32	0	
IA-Iowa	20-Sep	9-Nov	50			26	26	16	0	0	16	38.5	X
IA-Monroe	23-Sep	8-Nov	46			20	20	17	4	1	18	10	
IA-Plymouth	23-Sep	9-Nov	47			35	34	29	1	1	30	14.3	
IA-Pocohontas	23-Sep	8-Nov	46			16	16	15	0	0	15	6.3	
IA-Pottowottomie	22-Sep	8-Nov	47			182	182	170	8	8	178	2.2	
IA-Sac	20-Sep	9-Nov	50			11	11	7	0	0	7	36.4	X
99 LEO's		Reports Received	15		48	571	569	441	24	19	461	19.44%	22%
ID-Adams	13-Sep	2-Nov	50			13	12	10	0	0	10	23.1	
ID-Bear Lake	14-Sep	2-Nov	49			7	7	7	3	3	10	0	
ID-Bingham	20-Sep	2-Nov	43			109	107	81	4	3	84	22.9	
ID-Custer	14-Sep	2-Nov	49			12	12	11	0	0	11	8.3	
ID-Gem	15-Sep	2-Nov	48			48	42	36	0	0	36	25	
ID-Payette	17-Sep	2-Nov	46			57	56	46	4	2	48	15.8	
ID-Shoshone	24-Sep	2-Nov	39			50	48	32	3	1	33	34	X
ID-Valley	20-Sep	2-Nov	44			19	19	18	1	1	19	0	
44 LEO's		Reports Received	8		46	1457	1441	1123	63	48	1173	20.32%	16.14%
IL-Alexander	20-Sep	16-Nov	57			45	45	4	0	0	4	91.1	X
IL-Aurora	15-Sep	2-Nov	48			188	188	131	6	3	134	28.7	
IL-Bloomington	2-Sep	2-Nov	61			129	126	89	4	3	92	28.7	
IL-Boone	24-Sep	2-Nov	39			86	86	64	3	1	65	24.4	
IL-Bureau	24-Sep	2-Nov	39			106	106	81	5	3	84	20.8	
IL-Cass	15-Sep	16-Nov	62			28	28	22	6	1	23	17.9	
IL-Chicago	3-Oct	16-Nov	44			7246	7194	5924	586	480	6404	11.6	



National Defense Committee Congressional Report

Military and Overseas Voting in the 2004 Presidential Election



State County[1] or Jurisdiction	Ballot Ready	Ballot Due	Days Provided	UNDR 35 dys	Avg	FPCA Rec'd	Ballot Sent	Ballot Cntd	FWAB Rec'd	FWAB Cntd	Votes Cntd	% Not Cntd	Notes
IL-Clark	27-Sep	2-Nov	36			52	52	42	2	0	42	19.2	
IL-Clinton	25-Sep	16-Nov	52			109	109	91	2	2	93	14.7	
IL-Cumberland	30-Sep	2-Nov	34	X		14	14	11	2	2	13	7.1	
IL-DeKalb	23-Sep	2-Nov	40			147	145	99	3	3	102	30.6	
IL-Douglas	3-Sep	2-Nov	60			44	44	24	3	3	27	38.6	X
IL-DuPage	27-Sep	16-Nov	50			2223	2208	1827	153	112	1939	12.8	
IL-Edgar	28-Sep	2-Nov	35			34	34	34	2	0	34	0	
IL-Fayette	9-Sep	2-Nov	54			22	21	9	5	5	14	36.4	X
IL-Fulton	3-Sep	2-Nov	60			105	103	76	0	0	76	27.6	
IL-Grundy	27-Sep	16-Nov	50			81	81	64	4	2	66	18.5	
IL-Hardin	28-Sep	16-Nov	49			2	2	2	0	0	2	0	
IL-Iroquois	29-Sep	16-Nov	48			80	79	69	7	4	73	8.8	
IL-Jasper	3-Sep	2-Nov	60			29	29	21	5	5	26	10.3	
IL-Jefferson	10-Sep	16-Nov	67			106	106	84	6	1	85	19.8	
IL-JoDaviess	23-Sep	2-Nov	40			66	66	52	3	3	55	16.7	
IL-Johnson	28-Sep	16-Nov	49			35	34	14	0	0	14	60	X
IL-Kane	27-Sep	16-Nov	50			810	670	518	67	25	543	33	X
IL-Kankakee	25-Sep	16-Nov	52			230	230	230	0	0	230	0	
IL-LaSalle	23-Sep	2-Nov	40			289	289	238	4	0	238	17.6	
IL-Marshall	28-Sep	2-Nov	35			52	52	42	2	0	42	19.2	
IL-Mason	27-Sep	2-Nov	36			29	29	25	3	1	26	10.3	
IL-Massac	23-Sep	16-Nov	54			42	42	34	0	0	34	19	
IL-McLean	3-Sep	16-Nov	74			252	246	186	4	4	190	24.6	
IL-Monroe	23-Sep	2-Nov	40			83	83	74	1	1	75	9.6	
IL-Morgan	29-Sep	2-Nov	34	X		85	85	57	6	6	63	25.9	
IL-Peoria	21-Sep	2-Nov	42			294	288	286	48	8	294	0	



National Defense Committee Congressional Report

Military and Overseas Voting in the 2004 Presidential Election

← Time Line Reported Details →

State County[1] or Jurisdiction	Ballot Ready	Ballot Due	Days Provided	UNDR 35 dys	Avg	FPCA Rec'd	Ballot Sent	Ballot Cntd	FWAB Rec'd	FWAB Cntd	Votes Cntd	% Not Cntd	Notes
IL-Piatt	27-Sep	2-Nov	36			47	45	37	3	2	39	17	
IL-Pike	27-Sep	2-Nov	36			70	70	60	2	1	61	12.9	
IL-Randolph	3-Sep	16-Nov	74			89	89	85	2	2	87	2.2	
IL-Richland	4-Oct	16-Nov	43			39	37	36	1	1	37	5.1	
IL-StClair	28-Sep	16-Nov	49			1722	1695	1598	86	39	1637	4.9	
IL-Sangamon	3-Sep	16-Nov	74			542	541	421	37	19	440	18.8	
IL-Tazewell	22-Sep	16-Nov	55			411	406	315	13	13	328	20.2	
IL-Whiteside	21-Sep	2-Nov	42			176	171	123	6	4	127	27.8	
IL-Will	13-Sep	2-Nov	50			1085	1085	825	64	54	879	19	
IL-Winnebago	7-Sep	2-Nov	56			323	320	254	9	7	261	19.2	
102 LEO's		Reports Received	43	2 of 43	49	17647	17373	14278	1165	820	15098	14.44%	19.78%
IN-Adams	28-Sep	2-Nov	35			35	34	25	7	1	26	25.7	
IN-Blackford	29-Sep	2-Nov	34	X		20	20	16	0	0	16	20	
IN-Boone	30-Sep	2-Nov	33	X		34	34	33	3	0	33	2.9	
IN-Carroll	24-Sep	2-Nov	39			25	25	20	0	0	20	20	
IN-Cass	13-Oct	2-Nov	20	X		50	50	21	5	4	25	50	X
IN-DeKalb	29-Sep	2-Nov	34	X		44	44	27	2	0	27	38.6	X
IN-Elkhart	30-Sep	2-Nov	33	X		232	229	167	15	8	175	24.6	
IN-Fayette	28-Sep	2-Nov	35			43	43	34	1	0	34	20.9	
IN-Fulton	1-Oct	2-Nov	32	X		25	24	18	4	1	19	24	
IN-Gibson	30-Sep	2-Nov	34	X		60	57	46	2	2	48	20	
IN-Grant	30-Sep	2-Nov	34	X		74	69	69	5	5	74	0	
IN-Henry	4-Oct	2-Nov	29	X		75	75	55	0	0	55	26.7	
IN-Jackson	4-Oct	2-Nov	29	X		67	66	60	4	4	64	4.5	
IN-Lagrange	30-Sep	2-Nov	33	X		27	27	18	0	0	19	33.3	X
IN-Madison	30-Sep	2-Nov	33	X		130	130	88	12	10	98	24.6	
IN-Martin	29-Sep	2-Nov	34	X		6	6	6	0	0	6	0	



National Defense Committee Congressional Reort

Military and Overseas Voting in the 2004 Presidential Election

← Time Line → ← Reported Details →

State County[1] or Jurisdiction	Ballot Ready	Ballot Due	Days Provided	UNDR 35 dys	Avg	FPCA Rec'd	Ballot Sent	Ballot Cntd	FWAB Rec'd	FWAB Cntd	Votes Cntd	% Not Cntd	Notes
IN-NewCastle	4-Oct	2-Nov	29	X		75	75	55	4	2	57	24	
IN-Perry	29-Sep	2-Nov	34	X		27	27	18	1	1	19	29.6	
IN-Putnam	28-Sep	2-Nov	35			41	41	27	4	4	31	24.4	
IN-Shelby	20-Sep	2-Nov	43			63	55	53	0	0	53	15.9	
IN-Spencer	4-Oct	2-Nov	29	X		12	12	7	0	0	7	41.7	X
IN-Steuben	30-Sep	2-Nov	33	X		42	41	32	4	1	33	21.4	
IN-Sullivan	27-Sep	2-Nov	36			23	23	17	1	1	18	21.7	
IN-Vermillion	4-Oct	3-Nov	30	X		39	39	25	1	1	26	33.3	X
IN-Washington	30-Sep	2-Nov	33	X		1	1	1	0	0	1	0	
IN-Wayne	4-Oct	1-Nov	28	X		73	72	47	0	0	47	35.6	X
IN-Wells	6-Oct	2-Nov	27	X		43	43	26	0	0	26	39.6	X
92 LEO's		Reports Received	27	21 of 27	31	1386	1362	1011	75	45	1057	23.81%	21.89
KS													
105 LEO's		Reports Received	0			0	0	0	0	0	0		
KY-Fayette	24-Sep	2-Nov	39			500	475	403	28	12	415	17	
KY-Grayson	15-Sep	2-Nov	48			23	23	22	1	1	23	0	
KY-Harrison	16-Sep	2-Nov	47			10	10	9	1	0	9	10	
KY-Henry	15-Sep	2-Nov	48			8	8	6	1	1	7	12.5	
KY-Hickman	20-Sep	2-Nov	43			7	7	7	0	0	7	0	
KY-Hopkins	24-Sep	2-Nov	39			32	32	21	0	0	21	34.4	X
KY-Lincoln	20-Sep	2-Nov	43			12	12	12	0	0	12	0	
KY-Menifee	14-Oct	2-Nov	19	X		7	7	7	0	0	7	0	
KY-Ohio	20-Sep	2-Nov	43			33	33	29	0	0	29	12.1	
KY-Oldham	17-Sep	2-Nov	46			115	113	95	6	6	101	12.2	
KY-Pike	24-Sep	2-Nov	39			53	53	36	0	0	36	32.1	X



National Defense Committee Congressional Report

Military and Overseas Voting in the 2004 Presidential Election

← Time Line → ← Reported Details →

State County[1] or Jurisdiction	Ballot Ready	Ballot Due	Days Provided	UNDR 35 dys	Avg	FPCA Rec'd	Ballot Sent	Ballot Cntd	FWAB Rec'd	FWAB Cntd	Votes Cntd	% Not Cntd	Notes
KY-Spencer	28-Sep	2-Nov	35			16	16	8	0	0	8	50	X
KY-Trigg	20-Sep	2-Nov	43			22	22	22	3	2	22	0	
120 LEO's	Reports Received		13	1 of 13	41	838	811	677	40	22	697	16.59%	13.87%
LA-Bossier	17-Sep	2-Nov	46			383	381	263	36	23	286	25.3	
LA-Cameron	16-Sep	2-Nov	47			10	10	5	4	4	9	10	
LA-DeSoto	20-Sep	2-Nov	43			40	40	25	3	3	28	30	X
LA-East Carroll	20-Sep	2-Nov	43			14	14	7	3	3	10	28.6	
LA-Evangeline	20-Sep	2-Nov	43			50	49	29	0	0	29	42	X
LA-Grant	16-Sep	2-Nov	47			10	10	10	0	0	10	0	
LA-Jackson	15-Sep	2-Nov	48			33	31	23	3	3	26	21.2	
LA-St. Mary	20-Sep	2-Nov	43			104	100	47	23	18	65	37.5	X
LA-Terrebonne	21-Sep	2-Nov	42			199	195	137	9	7	144	27.6	
LA-Vermillion	15-Sep	2-Nov	48			150	145	75	18	15	90	40	X
LA-W. Carroll	20-Sep	2-Nov	43			22	22	14	3	3	17	22.7	
LA-W. Feliciana	21-Sep	2-Nov	42			35	35	35	0	0	35	0	
64 LEO's	Reports Received		12		45	1050	1032	670	102	79	749	28.67%	21.24%
MA-Abington	8-Oct	12-Nov	35			14	14	6	7	7	13	7.1	
MA-Barnstable	14-Oct	12-Nov	29	X		41	35	29	17	12	41	0	
MA-Berlin	13-Oct	12-Nov	30	X		4	4	4	0	0	4	0	
MA-Boylston	14-Oct	12-Nov	29	X		2	2	2	0	0	2	0	
MA-Buckland	13-Oct	12-Nov	30	X		2	2	1	0	0	1	50	X
MA-Chelmsford	8-Oct	12-Nov	35			67	67	43	3	1	44	34.3	
MA-Chesterfield	12-Oct	12-Nov	31	X		1	1	1	0	0	1	0	
MA-Chilmark	13-Oct	12-Nov	30	X		11	11	11	0	0	11	0	
MA-Clinton	13-Oct	12-Nov	30	X		15	15	9	1	1	10	33.3	X
MA-Concord	8-Oct	12-Nov	35			74	74	58	15	8	66	10.8	




National Defense Committee Congressional Reort

Military and Overseas Voting in the 2004 Presidential Election

← Time Line			← Reported Details →										
State County[1] or Jurisdiction	Ballot Ready	Ballot Due	Days Provided	UNDR 35 dys	Avg	FPCA Rec'd	Ballot Sent	Ballot Cntd	FWAB Rec'd	FWAB Cntd	Votes Cntd	% Not Cntd	Notes
MA-Duxbury	8-Oct	12-Nov	35			35	35	28	7	7	35	0	
MA-EBridgewater	13-Oct	12-Nov	30	X		3	3	2	0	0	2	33.3	X
MA-Dracut	16-Oct	12-Nov	27	X		7	7	7	0	0	7	0	
MA-Foxborough	5-Oct	13-Nov	39			22	22	14	2	2	16	27.3	



National Defense Committee Congressional Report Military and Overseas Voting in the 2004 Presidential Election



State County[1] or Jurisdiction	Ballot Ready	Ballot Due	Days Provided	UNDR	Avg	FPCA Rec'd	Ballot Sent	Ballot Cntd	FWAB Rec'd	FWAB Cntd	Votes Cntd	% Not	Notes
				35 dys								Cntd	
MA-Paxton	6-Oct	12-Nov	37			7	7	3	0	0	3	57.1	X
MA-Peru	13-Oct	12-Nov	30	X		2	2	2	0	0	2	0	
MA-Phillipston	14-Oct	12-Nov	29	X		2	2	2	0	0	2	0	
MA-Princeton	15-Oct	12-Nov	28	X		10	10	8	2	1	9	10	
MA-Russell	12-Oct	12-Nov	31	X		3	3	2	1	1	3	0	
MA-Salisbury	11-Oct	12-Nov	32	X		3	3	2	1	1	3	0	
MA-Seekonk	5-Oct	12-Nov	28	X		11	11	7	1	1	8	27.3	
MA-Sharon	5-Oct	12-Nov	28	X		26	25	1	3	2	3	88.5	X
MA-Sherborn	12-Oct	12-Nov	31	X		10	10	10	0	0	10	0	
MA-Shutesbury	18-Oct	12-Nov	25	X		4	4	4	0	0	4	0	
MA-Somerset	6-Oct	12-Nov	33	X		12	12	11	1	1	12	0	
MA-Southbridge	12-Oct	12-Nov	31	X		14	14	8	0	0	8	42.9	X
MA-Southampton	14-Oct	12-Nov	29	X		2	2	2	0	0	2	0	
MA-Swampscott	12-Oct	12-Nov	31	X		21	21	16	0	0	16	23.8	
MA-Tewksbury	6-Oct	12-Nov	37			22	14	8	5	5	13	40.9	X
MA-Tisbury	6-Oct	12-Nov	37			13	12	8	3	3	11	15.4	
MA-Topsfield	5-Oct	12-Nov	38			4	4	3	4	1	4	0	
MA-Tynsborough	7-Oct	13-Nov	37			15	15	11	1	1	12	20	
MA-unk1	12-Oct	7-Nov	26	X		1	1	1	0	0	1	0	
MA-unk2	4-Oct	12-Nov	39			14	14	5	8	2	7	50	X
MA-Westbridge	12-Oct	12-Nov	31	X		5	5	4	2	1	5	0	
MA-W. Springfield	15-Oct	12-Nov	28	X		6	6	3	2	1	4	33.3	X
MA-West Tisbury	12-Oct	12-Nov	31	X		3	3	3	0	0	3	0	
MA-Wayland	13-Oct	12-Nov	30	X		5	5	5	0	0	5	0	
MA-Wellfleet	11-Oct	12-Nov	32	X		3	3	2	1	1	3	0	
MA-Wenham	12-Oct	12-Nov	31	X		6	6	5	1	1	6	0	
MA-Westport	8-Oct	12-Nov	35			18	18	17	2	1	18	0	



National Defense Committee Congressional Report

Military and Overseas Voting in the 2004 Presidential Election

← Time Line → Reported Details →

State County[1] or Jurisdiction	Ballot Ready	Ballot Due	Days Provided	UNDR 35 dys	Avg	FPCA Rec'd	Ballot Sent	Ballot Cntd	FWAB Rec'd	FWAB Cntd	Votes Cntd	% Not Cntd	Notes
MA-Wilbraham	12-Oct	12-Nov	31	X		27	27	21	5	3	24	11.1	
MA-Williamstown	12-Oct	12-Nov	31	X		25	25	25	0	0	25	0	
MA-Wilmington	13-Oct	12-Nov	30	X		21	21	10	8	8	18	14.3	
354 LEO's	Reports Received		67	44 of 67	32	209	200	147	42	28	175	16.30%	13.06%
MD-Alleghany	NS [3]	NS	NS			124	124	96	7	5	101	18.5	
MD-AnneArundel	NS	NS	NS			1767	1767	1427	163	119	1546	12.5	
MD-BaltimoreCity	NS	NS	NS			1319	1319	1033	244	174	1207	8.5	
MD-BaltimoreCo	NS	NS	NS			1480	1480	1034	172	116	1150	22.3	
MD-Calvert	NS	NS	NS			195	195	118	24	21	139	28.7	
MD-Caroline	NS	NS	NS			50	50	33	2	2	35	30	X
MD-Carroll	NS	NS	NS			334	334	262	24	14	276	17.4	
MD-Cecil	29-Sep	12-Nov	44			117	112	93	3	3	96	17.9	
MD-Charles	29-Sep	12-Nov	44			395	385	284	25	20	304	23	
MD-Dorchester	NS	NS	NS			55	55	42	3	1	43	21.8	
MD-Frederick	NS	NS	NS			392	392	312	68	18	330	15.8	
MD-Garrett	NS	NS	NS			44	44	42	3	2	44	0	
MD-Harford	NS	NS	NS			498	498	339	36	16	355	28.7	
MD-Howard	NS	NS	NS			916	916	656	88	69	725	20.9	
MD-Kent	28-Sep	12-Nov	45			70	70	61	4	4	65	7.1	
MD-Montgomery	NS	NS	NS			3163	3163	2271	552	336	2607	17.6	
MD-Prince Georges	NS	NS	NS			1070	1070	492	313	157	649	39.3	
MD-QueenAnne	NS	NS	NS			75	75	52	7	1	53	29.3	
MD-StMary's	NS	NS	NS			266	266	246	17	17	263	1.1	
MD-Somerset	29-Sep	12-Sep	44			16	16	16	2	0	16	0	
MD-Talbot	NS	NS	NS			55	55	48	14	7	55	0	
MD-Washington	28-Sep	12-Nov	45			241	235	194	41	11	205	14.9	



National Defense Committee Congressional Report

Military and Overseas Voting in the 2004 Presidential Election

← Time Line Reported Details →

State County[1] or Jurisdiction	Ballot Ready	Ballot Due	Days Provided	UNDR 35 dys	Avg	FPCA Rec'd	Ballot Sent	Ballot Cntd	FWAB Rec'd	FWAB Cntd	Votes Cntd	% Not Cntd	Notes
MD-Wicomico	NS	NS	NS			143	143	109	8	3	112	21.7	
MD-Worcester	30-Sep	12-Nov	43			106	106	79	9	2	81	23.6	
24 LEO's		Reports Received	24		44	12891	12870	9339	1829	1118	10457	18.88%	17.53%
ME													
526 LEO's		Reports Received	0			0	0	0	0	0	0		
MI													
1516 LEO's		Reports Received	0			0	0	0	0	0	0		
MN-Brown	1-Oct	2-Nov	32	X		41	41	31	0	0	31	24.4	
MN-Clay	1-Oct	2-Nov	32	X		94	94	52	4	0	52	44.7	X
MN-Cook	1-Oct	2-Nov	32	X		22	22	18	1	1	19	13.6	
MN-Cottonwood	4-Oct	2-Nov	29	X		36	36	26	0	0	26	27.8	
MN-Douglas	1-Oct	2-Nov	32	X		73	73	54	4	2	56	23.3	
MN-Faribault	1-Oct	2-Nov	32	X		47	47	37	5	5	42	10.6	
MN-Fillmore	1-Oct	2-Nov	32	X		31	31	17	4	2	19	38.7	X
MN-McLeod	1-Oct	2-Nov	32	X		48	48	19	5	5	24	50	X
MN-Meeker	1-Oct	2-Nov	32	X		75	75	38	9	8	46	38.7	X
MN-Morrison	1-Oct	2-Nov	32	X		83	83	59	3	2	61	26.5	
MN-Norman	1-Oct	2-Nov	32	X		14	13	10	0	0	10	28.6	



National Defense Committee Congressional Report Military and Overseas Voting in the 2004 Presidential Election

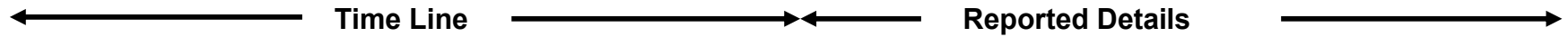
← Time Line → ← Reported Details →

State County[1] or Jurisdiction	Ballot Ready	Ballot Due	Days Provided	UNDR 35 dys	Avg	FPCA Rec'd	Ballot Sent	Ballot Cntd	FWAB Rec'd	FWAB Cntd	Votes Cntd	% Not Cntd	Notes
MN-Steele	1-Oct	2-Nov	32	X		66	66	47	3	1	48	27.3	
MN-Swift	1-Oct	2-Nov	32	X		11	11	10	1	1	11	0	
MN-Washington	28-Sep	2-Nov	35			2518	2500	406	10	6	412	83.6	X
MN-Watonwan	2-Oct	2-Nov	31	X		22	22	16	2	1	17	22.7	
MN-Winona	5-Oct	2-Nov	28	X		87	87	67	3	3	70	19.5	
87 LEO's		Reports Received	23	21 of 23	32	3841	3819	1311	91	53	1364	64.49%	27.48%
MO-Adair	21-Sep	2-Nov	42			52	52	34	2	2	36	30.8	X
MO-Atchison	21-Sep	2-Nov	42			11	11	11	0	0	11	0	
MO-Barton	20-Sep	2-Nov	43			13	13	8	1	0	8	38.5	X
MO-Bates	15-Sep	2-Nov	48			40	40	20	2	2	22	45	X
MO-Benton	27-Sep	2-Nov	36			37	37	36	3	3	39	0	
MO-Bollinger	21-Sep	2-Nov	42			22	22	18	2	1	19	13.6	
MO-Caldwell	8-Sep	2-Nov	55			20	20	16	2	2	18	10	
MO-Callaway	21-Sep	2-Nov	42			79	79	54	4	1	55	30.4	X
MO-Carroll	20-Sep	2-Nov	43			14	14	8	1	0	8	42.9	X
MO-Carter	21-Sep	2-Nov	42			10	10	8	NS	NS	8	20	
MO-Cedar	21-Sep	2-Nov	42			20	20	16	1	1	17	15	
MO-Chariton	1-Oct	2-Nov	32	X		19	19	10	3	3	13	31.6	X
MO-Christian	20-Sep	2-Nov	43			118	118	83	6	4	89	24.6	
MO-Clay	22-Sep	2-Nov	41			539	539	350	30	10	360	33.2	X
MO-Daviess	21-Sep	2-Nov	42			10	10	6	4	3	9	10	
MO-Douglas	22-Sep	2-Nov	41			30	30	27	3	3	30	0	
MO-Dunklin	27-Sep	2-Nov	36			50	47	40	0	0	40	20	
MO-Gasconade	21-Sep	2-Nov	42			19	19	17	0	0	17	10.5	
MO-Grundy	22-Sep	2-Nov	41			15	15	13	0	0	13	13.3	
MO-Henry	21-Sep	2-Nov	42			40	40	25	3	2	27	32.5	X
MO-Iron	21-Sep	2-Nov	42			29	29	21	3	3	24	17.2	



National Defense Committee Congressional Reort

Military and Overseas Voting in the 2004 Presidential Election



State County[1] or Jurisdiction	Ballot Ready	Ballot Due	Days Provided	UNDR	Avg	FPCA Rec'd	Ballot Sent	Ballot Cntd	FWAB Rec'd	FWAB Cntd	Votes Cntd	% Not	Notes
				35 dys								Cntd	
MO-Jasper	20-Sep	2-Nov	43			157	154	72	11	11	83	47.1	X
MO-Lincoln	21-Sep	2-Nov	42			54	54	32	0	0	32	40.7	X
MO-Linn	21-Sep	2-Nov	42			32	32	26	0	0	26	18.8	
MO-Macon	21-Sep	2-Nov	42			37	37	30	2	2	32	13.5	
MO-Madison	23-Sep	2-Nov	40			35	35	0	3	3	3	91.4	X
MO-Maries	23-Sep	2-Nov	40			19	19	9	0	0	9	52.6	X
MO-Marion	23-Sep	2-Nov	40			49	49	36	2	2	38	22.4	
MO-McDonald	21-Sep	2-Nov	42			48	48	31	0	0	31	35.4	X
MO-Montgomery	30-Sep	2-Nov	33	X		19	19	14	0	0	14	26.3	
MO-Newton	27-Sep	2-Nov	36			118	117	89	2	2	91	22.9	
MO-Ozark	30-Sep	2-Nov	33	X		6	6	3	1	1	4	33.3	X
MO-Phelps	15-Sep	2-Nov	48			125	125	97	10	4	101	19.2	
MO-Pulaski	21-Sep	2-Nov	42			245	238	202	21	14	216	11.8	
MO-Ralls	20-Sep	2-Nov	43			14	14	5	2	2	7	50	X
MO-Randolph	21-Sep	2-Nov	42			52	52	31	5	3	34	34.6	X
MO-Ray	21-Sep	2-Nov	42			37	36	36	3	1	37	0	
MO-SaintCharles	21-Sep	2-Nov	42			544	531	376	69	39	415	23.7	
MO-StClair	22-Sep	2-Nov	41			16	16	10	1	1	11	31.3	X
MO-StFrancois	20-Sep	2-Nov	43			115	113	79	17	14	93	19.1	
MO-Scotland	17-Sep	2-Nov	47			17	17	10	0	0	10	41.2	X
MO-Shelby	27-Sep	2-Nov	36			18	18	16	0	0	16	11.1	
MO-Stoddard	21-Sep	2-Nov	42			47	47	34	3	2	36	23.4	
MO-Stone	23-Sep	2-Nov	40			38	37	24	3	1	25	34.2	X
MO-Taney	29-Sep	2-Nov	34	X		76	76	61	18	11	72	5.3	
MO-unk	21-Sep	2-Nov	42			125	125	108	11	11	119	4.8	
MO-Vernon	20-Sep	2-Nov	43			43	43	29	1	1	30	30.2	X
MO-Warren	21-Sep	2-Nov	42			41	41	27	3	3	30	26.8	



National Defense Committee Congressional Report

Military and Overseas Voting in the 2004 Presidential Election

← Time Line Reported Details →

State County[1] or Jurisdiction	Ballot Ready	Ballot Due	Days Provided	UNDR 35 dys	Avg	FPCA Rec'd	Ballot Sent	Ballot Cntd	FWAB Rec'd	FWAB Cntd	Votes Cntd	% Not Cntd	Notes
MO-Webster	22-Sep	2-Nov	41			54	53	40	2	1	41	24.1	
MO-Worth	6-Oct	2-Nov	27	X		1	1	1	0	0	1	0	
116 LEO's		Reports Received	50	5 of 50	41	3369	3337	2349	260	169	2520	25.26%	24.69%
MS-Choctaw	29-Sep	2-Nov	34	X		30	30	20	1	0	20	33.3	X
MS-Coahoma	20-Sep	2-Nov	43			32	30	30	0	0	30	6.3	
MS-Copiah	28-Sep	2-Nov	35			64	64	29	2	1	30	53.1	X
MS-DeSoto	23-Sep	2-Nov	40			105	105	26	5	0	26	75.2	X
MS-Jasper	20-Sep	2-Nov	43			29	29	29	0	0	0	0	
MS-Jones	22-Sep	2-Nov	41			101	99	61	2	0	61	39.6	X
MS-Lafayette	1-Oct	2-Nov	32	X		110	110	87	0	0	87	20.9	
MS-Lamar	24-Sep	2-Nov	39			78	78	62	6	5	67	14.1	
MS-Oktibbeha	27-Sep	2-Nov	36			106	106	72	7	6	78	26.4	
MS-Panola	24-Sep	2-Nov	39			50	48	34	2	0	34	32	X
MS-Tunica	23-Sep	3-Nov	41			15	15	15	2	2	17	0	
MS-Webster	4-Oct	2-Nov	29	X		32	32	22	0	0	22	31.3	X
82 LEO's		Reports Received	12	3 of 12	38	752	746	487	27	14	472	37.23%	27.68%



National Defense Committee Congressional Reort

Military and Overseas Voting in the 2004 Presidential Election

← Time Line → Reported Details →

State County[1] or Jurisdiction	Ballot Ready	Ballot Due	Days Provided	UNDR 35 dys	Avg	FPCA Rec'd	Ballot Sent	Ballot Cntd	FWAB Rec'd	FWAB Cntd	Votes Cntd	% Not Cntd	Notes
MT-Hill	21-Sep	2-Nov	42			53	53	28	1	1	29	45.3	X
MT-Liberty	17-Sep	2-Nov	46			13	13	13	0	0	13	0	
MT-Meagher	21-Sep	2-Nov	42			6	6	3	0	0	3	50	X
MT-Musselshell	22-Sep	2-Nov	41			30	30	26	0	0	26	13.3	
MT-Park	16-Sep	2-Nov	47			1733	1713	1682	58	51	1733	0	
MT-Phillips	4-Oct	2-Nov	29	X		17	15	9	0	0	9	47.1	X
MT-Pondera	23-Sep	2-Nov	40			18	18	15	1	1	16	11.1	
MT-Powder River	8-Oct	2-Nov	25	X		5	4	3	1	1	4	20	
MT-Ravalli	21-Sep	2-Nov	42			116	113	76	17	4	80	31	X
MT-Richland	4-Oct	2-Nov	29	X		38	34	29	2	2	31	18.4	
MT-Sanders	28-Sep	2-Nov	35			41	41	31	3	2	33	19.5	
MT-Teton	16-Sep	2-Nov	47			23	23	14	0	0	14	39.1	X
56 LEO's		Reports Received	21	10 of 21	36	2943	2899	2572	156	93	2665	9.45%	23.25%
NC-Alamance	13-Sep	1-Nov	49			163	153	68	0	0	68	58.3	X
NC-Alexander	15-Sep	1-Nov	47			43	42	39	8	1	40	7	
NC-Anson	23-Sep	2-Nov	40			36	36	16	6	3	19	47.2	X
NC-Bertie	20-Sep	1-Nov	42			42	41	26	6	2	28	33.3	X
NC-Cabarrus	13-Sep	1-Nov	49			165	155	91	10	5	96	41.8	X
NC-Camden	16-Sep	1-Nov	46			26	23	13	2	2	15	42.3	X
NC-Carteret	20-Sep	2-Nov	43			155	153	108	16	11	119	23.2	
NC-Columbus	27-Sep	2-Nov	36			111	106	55	37	14	69	37.8	X
NC-Iredell	15-Sep	1-Nov	47			164	162	110	18	6	116	29.3	
NC-Martin	17-Sep	1-Nov	45			48	48	25	5	0	25	47.9	X
NC-Pasquotank	13-Sep	2-Nov	50			87	87	55	5	1	56	35.6	X
NC-Stokes	13-Sep	1-Nov	49			50	48	36	3	0	36	28	
NC-Tyrrell	27-Sep	1-Nov	35			6	6	4	2	1	5	16.7	
NC-unk.	14-Sep	2-Nov	49			467	465	228	60	1	229	51	X



National Defense Committee Congressional Report

Military and Overseas Voting in the 2004 Presidential Election


← Time Line → ← Reported Details →

State County[1] or Jurisdiction	Ballot Ready	Ballot Due	Days Provided	UNDR 35 dys	Avg	FPCA Rec'd	Ballot Sent	Ballot Cntd	FWAB Rec'd	FWAB Cntd	Votes Cntd	% Not Cntd	Notes
NC-Wake	NS	NS	NS			1799	1741	971	94	10	981	45.5	X
NC-Watauga	13-Sep	1-Nov	49			68	68	45	12	0	45	33.8	X
NC-Yancey	21-Sep	1-Nov	41			14	14	7	1	0	7	50	X
100 LEO's		Reports Received	17		45	3444	3348	1897	285	57	1954	43.26%	36.98%
ND-Cass	23-Sep	1-Nov	39			215	200	20	27	24	44	79.6	X
ND-Dickey	27-Sep	2-Nov	36			2	2	2	0	0	2	0	
ND-Dunn	24-Sep	1-Nov	38			3	3	3	0	0	3	0	
ND-Eddy	28-Sep	1-Nov	34	X		3	3	3	0	0	3	0	
ND-Foster	28-Sep	8-Nov	41			7	7	6	1	1	7	0	
ND-Mercer	24-Sep	15-Nov	52			22	22	13	0	0	13	40.9	X
ND-Mountrail	1-Oct	1-Nov	31	X		15	15	8	0	0	8	46.7	X
ND-Nelson	24-Sep	8-Nov	45			1	1	1	1	0	1	0	
ND-Sheridan	30-Sep	1-Nov	32	X		1	1	0	1	1	1	0	
ND-Stark	24-Sep	9-Nov	46			27	27	17	1	1	18	33.3	X
ND-Steele	27-Sep	5-Nov	39			3	3	3	0	0	3	0	
ND-Williams	28-Sep	1-Nov	34	X		38	33	19	1	1	20	47.4	X
53 LEO's		Reports Received	12	4 of 12	39	337	317	95	32	28	123	63.50%	20.66%
NE-Adams	27-Sep	2-Nov	36			64	64	44	0	0	44	31.3	X
NE-Antelope	7-Oct	2-Nov	26	X		5	5	5	2	1	6	0	
NE-Boone	28-Sep	2-Nov	35			16	16	10	0	0	10	37.5	X
NE-BoxButte	1-Oct	2-Nov	32	X		24	24	22	0	0	22	8.3	
NE-Boyd	30-Sep	2-Nov	34	X		1	1	0	3	3	4	0	
NE-Burt	5-Oct	2-Nov	28	X		14	14	11	0	0	11	21.4	
NE-Butler	29-Sep	2-Nov	35			12	12	9	0	0	9	25	
NE-Cass	28-Oct	2-Nov	5	X		54	52	3	0	0	3	94.4	X



National Defense Committee Congressional Report

Military and Overseas Voting in the 2004 Presidential Election



State County[1] or Jurisdiction	Ballot Ready	Ballot Due	Days Provided	UNDR	Avg	FPCA Rec'd	Ballot Sent	Ballot Cntd	FWAB Rec'd	FWAB Cntd	Votes Cntd	% Not	Notes
				35 dys								Cntd	
NE-Chase	29-Sep	2-Nov	35			9	9	6	2	2	8	11.1	
NE-Clay	23-Sep	2-Nov	40			13	13	6	2	2	8	38.5	X
NE-Colfax	27-Sep	2-Nov	36			14	14	7	0	0	7	50	X
NE-Cuming	24-Sep	2-Nov	39			12	12	9	1	0	9	25	



National Defense Committee Congressional Reort

Military and Overseas Voting in the 2004 Presidential Election

← Time Line → ← Reported Details →

State County[1] or Jurisdiction	Ballot Ready	Ballot Due	Days Provided	UNDR 35 dys	Avg	FPCA Rec'd	Ballot Sent	Ballot Cntd	FWAB Rec'd	FWAB Cntd	Votes Cntd	% Not Cntd	Notes
NE-Otoe	29-Sep	2-Nov	34	X		32	31	24	1	0	24	25	
NE-Phelps	27-Sep	2-Nov	36			9	8	7	1	0	7	22.2	
NE-Platte	27-Sep	2-Nov	36			86	86	53	3	0	53	38.4	X
NE-Polk	27-Sep	2-Nov	36			17	16	11	2	0	11	35.3	X
NE-RedWillow	24-Sep	2-Nov	39			20	20	13	4	3	16	20	
NE-Richardson	27-Sep	2-Nov	36			15	15	14	0	0	14	6.7	
NE-ScottsBluff	14-Sep	2-Nov	49			61	61	32	8	4	36	41	X
NE-Seward	27-Sep	2-Nov	36			32	31	27	2	1	28	12.5	
NE-Sherman	1-Oct	2-Nov	32	X		1	1	1	0	0	1	0	
NE-Stanton	23-Sep	2-Nov	40			8	8	8	NS	NS	8	0	
NE-Valley	27-Sep	2-Nov	36			6	6	4	3	1	5	16.7	
NE-Washington	17-Sep	2-Nov	46			24	24	17	1	0	17	29.2	
NE-Wayne	4-Oct	2-Nov	29	X		8	8	6	0	0	6	25	
NE-York	28-Sep	2-Nov	35			23	23	17	0	0	17	26.1	
93 LEO's		Reports Received	49	15 of 49	35	1368	1357	915	56	32	948	30.77%	38.28%
NH		Reports Received	0			0	0	0	0	0	0		
245 LEO's		Reports Received	0			0	0	0	0	0	0		
NJ		Reports Received	0			0	0	0	0	0	0		
21 LEO's		Reports Received	0			0	0	0	0	0	0		
NM-Catron	5-Oct	2-Nov	28	X		2	2	2	0	0	2	0	
NM-Chaves	5-Oct	2-Nov	28	X		144	142	97	11	7	104	27.8	
NM-Colfax	30-Sep	2-Nov	33	X		24	23	17	7	5	22	8.3	
NM-Guadalupe	5-Oct	2-Nov	28	X		2	2	2	0	0	2	0	
NM-Harding	NS	2-Nov	NS			3	2	2	1	0	2	33.3	X



National Defense Committee Congressional Report Military and Overseas Voting in the 2004 Presidential Election

← Time Line → Reported Details →

State County[1] or Jurisdiction	Ballot Ready	Ballot Due	Days Provided	UNDR 35 dys	Avg	FPCA Rec'd	Ballot Sent	Ballot Cntd	FWAB Rec'd	FWAB Cntd	Votes Cntd	% Not Cntd	Notes
NM-Hidalgo	5-Oct	2-Nov	28	X		3	3	2	0	0	2	33.3	X
NM-Lea	5-Oct	2-Nov	28	X		77	77	48	15	15	63	18.2	
NM-Lincoln	NS	2-Nov	NS			40	40	7	7	7	14	65	X
NM-Luna	28-Sep	2-Nov	35			30	30	20	4	4	24	20	
NM-McKinley	29-Sep	2-Nov	34	X		38	36	17	11	10	27	28.9	
NM-Otero	NS	2-Nov	NS			309	309	309	0	0	309	0	
NM-Quay	5-Oct	2-Nov	28	X		16	16	8	1	1	9	43.8	X
NM-RioArriba	NS	2-Nov	NS			39	39	24	0	0	24	38.5	X
NM-SanJuan	10-Oct	2-Nov	23	X		297	297	189	0	0	189	36.4	X
NM-SanMiguel	NS	2-Nov	NS			30	30	30	0	0	30	0	
NM-Taos	23-Sep	2-Nov	40			68	66	43	3	3	46	32.4	X
NM-Union	5-Oct	2-Nov	28	X		1	1	0	0	0	0	100	X
33 LEO's		Reports Received	17	10 of 17	30	1123	1115	817	60	52	869	22.62%	28.58%
NV-Pershing	13-Oct	2-Nov	20	X		8	6	3	0	0	3	62.5	X
16 LEO's		Reports Received	1	1 of 1	20	8	6	3	0	0	3	62.50%	62.50%
NY-Albany	2-Oct	9-Nov	38			860	841	583	71	53	636	26	
NY-Cattaraugus	30-Sep	16-Nov	47			245	238	171	26	14	185	24.5	
NY-Chemung	4-Oct	16-Nov	43			256	256	182	6	5	187	27	
NY-Chenango	1-Oct	9-Nov	39			134	133	115	9	5	120	10.4	
NY-Cortland	4-Oct	9-Nov	36			134	134	91	7	7	98	26.9	
NY-Essex	6-Oct	15-Nov	40			133	131	101	11	6	107	19.5	
NY-Franklin	4-Oct	15-Nov	42			134	133	98	8	8	106	20.9	
NY-Fulton	4-Oct	17-Nov	44			164	164	129	5	4	133	18.9	
NY-Genesee	6-Oct	9-Nov	34	X		215	212	173	45	42	215	0	
NY-Hamilton	7-Oct	9-Nov	33	X		28	28	21	2	2	23	17.9	
NY-Jefferson	1-Oct	9-Nov	39			624	619	582	103	27	609	2.4	



National Defense Committee Congressional Reort

Military and Overseas Voting in the 2004 Presidential Election

← Time Line → ← Reported Details →

State County[1] or Jurisdiction	Ballot Ready	Ballot Due	Days Provided	UNDR 35 dys	Avg	FPCA Rec'd	Ballot Sent	Ballot Cntd	FWAB Rec'd	FWAB Cntd	Votes Cntd	% Not Cntd	Notes
NY-Otsego	6-Oct	15-Nov	40			213	205	175	17	8	183	14.1	
NY-Rensselaer	6-Oct	10-Nov	35			402	395	271	33	24	295	26.6	
NY-StLawrence	5-Oct	15-Nov	41			360	360	305	23	10	315	12.5	
NY-Schoharie	4-Oct	15-Nov	42			71	70	57	3	3	60	15.5	
NY-Schuyler	6-Oct	12-Nov	37			44	44	32	4	3	35	20.5	
NY-Steuben	6-Oct	15-Nov	40			358	356	245	16	15	260	27.4	
NY-Suffolk	4-Oct	15-Nov	42			2556	2488	1988	224	54	2042	20.1	
NY-Sullivan	5-Oct	15-Nov	51			205	205	156	12	5	161	21.5	
NY-Tioga	1-Oct	9-Nov	39			16	16	16	4	0	16	0	
NY-Ulster	6-Oct	9-Nov	34	X		608	598	455	31	16	471	22.5	
NY-Warren	4-Oct	16-Nov	43			167	167	126	6	3	129	22.8	
NY-Washington	5-Oct	15-Nov	41			205	205	156	12	5	161	21.5	
62 LEO's		Reports Received	23	3 of 23	40	8132	7998	6228	678	319	6547	19.49%	18.23%
OH-Brown	28-Sep	12-Nov	45			78	78	26	5	0	26	66.7	X
OH-Crawford	1-Oct	12-Nov	42			74	71	51	8	2	53	28.4	



National Defense Committee Congressional Reort

Military and Overseas Voting in the 2004 Presidential Election

← Time Line → ← Reported Details →

State County[1] or Jurisdiction	Ballot Ready	Ballot Due	Days Provided	UNDR 35 dys X	Avg	FPCA Rec'd	Ballot Sent	Ballot Cntd	FWAB Rec'd	FWAB Cntd	Votes Cntd	% Not Cntd	Notes
OH-Lucas	12-Oct	12-Nov	31	X		983	983	693	71	27	720	26.8	
OH-Marion	29-Sep	12-Nov	44			105	105	76	13	5	81	22.9	
OH-Muskingum	4-Oct	12-Nov	39			137	137	114	13	8	122	10.9	
OH-Ottawa	1-Oct	12-Nov	42			72	71	52	9	3	55	23.6	
OH-Pickaway	28-Sep	12-Nov	45			65	62	46	3	0	46	29.2	
OH-Richland	28-Sep	12-Nov	45			257	249	188	24	24	212	17.5	
OH-Ross	28-Sep	12-Nov	45			111	111	108	4	0	108	2.7	
OH-Sandusky	6-Oct	12-Nov	37			90	89	66	3	3	69	23.3	
OH-VanWert	4-Oct	12-Nov	39			50	50	46	4	1	47	6	
OH-Vinton	29-Sep	12-Nov	44			12	11	6	3	2	8	33.3	X
OH-Wyandot	6-Oct	12-Nov	37			16	16	16	0	0	16	0	
88 LEO's		Reports Received	24	1 of 24	41	6746	6654	5054	750	329	5383	20.20%	20.70%
PA-Delaware	24-Sep	8-Nov	45			27	27	23	0	0	23	14.8	
PA-York	13-Sep	16-Nov	64			57	53	45	3	2	47	17.5	
67 LEO's		Reports Received	2		55	84	80	68	3	2	70	16.67%	16.15%
OK		Reports Received	0			0	0	0	0	0	0	0	0
77 LEO's													
OR		Reports Received	0			0	0	0	0	0	0	0	0
36 LEO's													
RI		Reports Received	0			0	0	0	0	0	0	0	0
39 LEO's													
SC-Allendale	27-Sep	2-Nov	36			26	24	14	2	2	16	38.5	X
SC-Bamberg	20-Sep	2-Nov	43			30	30	18	1	0	18	40	X



National Defense Committee Congressional Report

Military and Overseas Voting in the 2004 Presidential Election

← Time Line → Reported Details →

State County[1] or Jurisdiction	Ballot Ready	Ballot Due	Days Provided	UNDR 35 dys	Avg	FPCA Rec'd	Ballot Sent	Ballot Cntd	FWAB Rec'd	FWAB Cntd	Votes Cntd	% Not Cntd	Notes
SC-Chesterfield	5-Oct	2-Nov	28	X		65	65	41	23	6	47	27.7	
SC-Dillon	20-Oct	2-Nov	13	X		46	46	22	7	5	27	41.3	X
SC-Fairfield	4-Oct	2-Nov	29	X		51	51	35	0	0	35	31.4	X
SC-Hampton	4-Oct	2-Nov	29	X		44	44	25	3	1	26	40.9	X
SC-Laurens	2-Oct	2-Nov	31	X		78	78	74	4	4	78	0	
SC-Lexington	4-Aug	2-Nov	90			635	601	325	20	3	328	48.3	X
SC-Marion	8-Oct	2-Nov	25	X		97	94	60	7	3	63	35.1	X
SC-Spartanburg	29-Sep	2-Nov	34	X		425	425	385	19	5	390	8.2	
SC-Union	27-Sep	2-Nov	36			42	42	42	0	0	42	0	
46 LEO's			11	7 of 11	36	1539	1500	1041	86	29	1070	30.47%	28.31%
SD													
67 LEO's		Reports Received	0			0	0	0	0	0	0	0	0
TN													
TN-Carter	13-Sep	2-Nov	50			213	213	185	6	3	188	11.7	
TN-Claiborne	10-Sep	2-Nov	53			61	61	49	0	0	49	19.7	
TN-Davidson	15-Sep	2-Nov	48			989	966	712	100	41	753	23.9	
TN-DeKalb	8-Sep	2-Nov	55			23	22	16	3	0	16	30.4	X
TN-Dyer	8-Sep	2-Nov	55			86	83	75	1	0	75	12.8	
TN-Greene	16-Sep	2-Nov	47			200	200	161	7	0	161	19.5	
TN-Hancock	14-Sep	2-Nov	49			10	10	9	0	0	9	10	
TN-Hawkins	16-Sep	2-Nov	47			174	170	153	11	0	153	12.1	
TN-Hickman	17-Sep	2-Nov	46			40	40	32	3	1	33	17.5	
TN-Knox	16-Sep	2-Nov	47			1528	1516	1423	8	0	1423	6.9	
TN-Lake	16-Sep	2-Nov	47			15	15	12	0	0	12	20	
TN-Lewis	17-Sep	2-Nov	46			26	26	17	3	1	18	30.8	X
TN-Loudon	17-Sep	2-Nov	46			143	143	120	6	2	122	14.7	
TN-Macon	13-Sep	2-Nov	50			32	31	31	1	1	32	0	



National Defense Committee Congressional Reort

Military and Overseas Voting in the 2004 Presidential Election

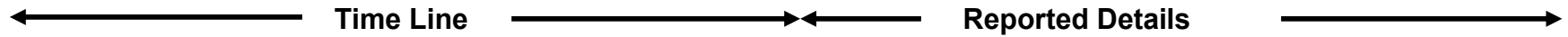
← Time Line → ← Reported Details →

State County[1] or Jurisdiction	Ballot Ready	Ballot Due	Days Provided	UNDR 35 dys	Avg	FPCA Rec'd	Ballot Sent	Ballot Cntd	FWAB Rec'd	FWAB Cntd	Votes Cntd	% Not Cntd	Notes
TN-McNairy	17-Sep	2-Nov	46			68	67	48	1	0	48	29.4	
TN-Obion	16-Sep	2-Nov	47			93	92	75	0	0	75	19.4	
TN-Polk	17-Sep	2-Nov	46			50	45	36	3	1	37	26	
TN-Scott	16-Sep	2-Nov	47			58	56	44	0	0	44	20.7	
TN-Sumner	17-Sep	2-Nov	46			332	320	266	7	3	269	19	
TN-Unicoi	16-Sep	2-Nov	47			45	45	8	1	0	8	82.2	X
95 LEO's	Reports Received		20		48	4186	4121	3472	161	53	3525	15.79%	21.34%
TX-Aransas	28-Sep	7-Nov	40			105	103	84	6	0	84	20	
TX-Archer	7-Oct	7-Nov	31	X		28	28	26	1	1	27	3.6	
TX-Bastrop	5-Oct	7-Nov	33	X		178	171	124	10	6	130	27	
TX-Blanco	4-Oct	7-Nov	34	X		39	39	32	3	1	33	15.4	
TX-Bosque	7-Oct	7-Nov	31	X		50	49	38	4	3	41	18	
TX-Brazoria	24-Sep	7-Nov	44			844	796	570	56	18	588	30.3	X
TX-Brewster	27-Sep	7-Nov	41			23	23	22	1	1	23	0	
TX-Briscoe	20-Sep	7-Nov	48			4	4	3	0	0	3	25	
TX-Brown	20-Sep	7-Nov	48			167	165	107	4	2	109	34.7	X
TX-Burleson	7-Oct	7-Nov	31	X		40	40	29	3	0	29	27.5	
TX-Caldwell	8-Oct	7-Nov	30	X		75	75	53	3	2	55	26.7	
TX-Callahan	7-Oct	7-Nov	31	X		51	51	46	6	2	48	5.9	
TX-Cameron	4-Oct	7-Nov	34	X		619	565	384	85	36	420	32.1	X
TX-Carson	28-Sep	7-Nov	40			15	15	11	1	1	12	20	
TX-Cass	8-Oct	7-Nov	30	X		92	89	47	14	9	56	39.1	X
TX-Castro	17-Sep	7-Nov	51			12	12	10	0	0	10	16.7	
TX-Clay	28-Sep	7-Nov	40			34	34	28	2	0	28	17.6	
TX-Cochran	23-Sep	7-Nov	45			7	6	4	0	0	4	42.9	X
TX-Coke	27-Sep	7-Nov	41			10	10	9	0	0	9	10	



National Defense Committee Congressional Report

Military and Overseas Voting in the 2004 Presidential Election

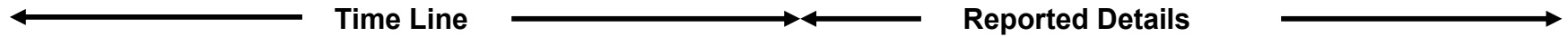


State County[1] or Jurisdiction	Ballot Ready	Ballot Due	Days Provided	UNDR 35 dys	Avg	FPCA Rec'd	Reported Details				Votes Cntd	% Not Cntd	Notes
							Ballot Sent	Ballot Cntd	FWAB Rec'd	FWAB Cntd			
TX-Collin	14-Sep	7-Nov	54			1759	1596	1133	164	49	1182	32.8	X
TX-Comal	21-Sep	7-Nov	47			548	528	464	35	12	476	13.1	
TX-Comanche	17-Sep	2-Nov	46			25	25	20	1	0	20	20	
TX-Coryell	23-Sep	7-Nov	45			1848	1779	1410	131	59	1469	20.5	
TX-Crane	21-Sep	7-Nov	47			10	10	10	0	0	10	0	
TX-Culberson	1-Oct	7-Nov	37			8	8	8	0	0	8	0	
TX-Dallas	20-Sep	7-Nov	48			6046	5850	5013	513	138	5151	14.8	
TX-Delta	21-Sep	7-Nov	47			10	10	8	0	0	8	20	
TX-DeWitt	28-Sep	7-Nov	40			43	42	32	2	1	33	23.3	
TX-Dimmit	20-Sep	7-Nov	48			14	14	13	1	1	14	0	
TX-Duval	12-Oct	7-Nov	26	X		20	20	20	0	0	20	0	
TX-Edwards	13-Oct	7-Nov	25	X		3	1	1	1	0	1	66.7	X
TX-EIPaso	21-Sep	7-Nov	47			4828	3551	2825	510	28	2853	40.9	X
TX-Erath	13-Oct	7-Nov	25	X		76	76	57	4	1	58	23.7	
TX-Falls	21-Sep	7-Nov	47			34	34	0	0	0	0	100	X
TX-Fayette	28-Sep	7-Nov	40			46	41	0	4	2	2	95.7	X
TX-Fisher	28-Sep	7-Nov	40			11	11	6	0	0	6	45.5	X
TX-FortBend	24-Sep	7-Nov	44			1512	1467	1186	144	36	1222	19.2	
TX-Freestone	24-Sep	7-Nov	44			38	31	22	2	0	22	42.1	X
TX-Gaines	8-Oct	7-Nov	30	X		24	24	15	1	0	15	37.5	X
TX-Glasscock	22-Sep	7-Nov	46			3	3	3	0	0	3	0	
TX-Goliad	7-Oct	7-Nov	31	X		25	21	1	3	3	4	84	X
TX-Gonzales	6-Oct	7-Nov	32	X		34	26	24	2	2	26	23.6	
TX-Grayson	1-Oct	7-Nov	37			286	273	184	46	18	202	29.4	
TX-Hardin	16-Sep	7-Nov	52			64	64	49	5	2	51	20.3	
TX-Harris	27-Sep	7-Nov	41			11805	10661	6920	1040	231	7151	39.4	X
TX-Harrison	1-Oct	7-Nov	37			198	194	152	6	1	153	22.7	



National Defense Committee Congressional Report

Military and Overseas Voting in the 2004 Presidential Election



State County[1] or Jurisdiction	Ballot Ready	Ballot Due	Days Provided	UNDR 35 dys	Avg	FPCA Rec'd	Reported Details				Votes Cntd	% Not Cntd	Notes
							Ballot Sent	Ballot Cntd	FWAB Rec'd	FWAB Cntd			
TX-Hockley	6-Oct	7-Nov	32	X		53	52	52	0	0	52	1.9	
TX-Hutchinson	7-Oct	7-Nov	31	X		70	70	56	5	3	59	15.7	
TX-Jackson	20-Sep	7-Nov	48			31	29	27	2	2	29	6.5	
TX-Johnson	7-Oct	7-Nov	31	X		315	293	259	7	7	266	15.6	
TX-Lamar	6-Oct	7-Nov	32	X		132	121	92	10	5	97	26.5	
TX-Lavaca	28-Sep	7-Nov	40			41	41	34	2	2	36	12.2	
TX-Leon	7-Oct	7-Nov	31	X		49	48	33	6	3	36	26.5	
TX-Lipscomb	21-Sep	7-Nov	47			7	7	7	2	0	7	0	
TX-LiveOak	24-Sep	7-Nov	44			38	31	23	2	2	25	34.2	X
TX-Madison	3-Oct	7-Nov	35			29	29	16	1	0	16	44.8	X
TX-Martin	27-Sep	7-Nov	41			18	18	18	0	0	18	0	
TX-Milam	28-Sep	7-Nov	40			60	60	56	2	2	58	3.3	
TX-Mitchell	29-Sep	7-Nov	39			25	25	21	0	0	21	16	
TX-Newton	6-Oct	7-Nov	32	X		37	37	24	1	1	25	32.4	X
TX-Nolan	7-Oct	7-Nov	31	X		52	51	33	0	0	33	36.6	X
TX-PaloPinto	13-Oct	7-Nov	25	X		112	109	60	2	0	60	46.4	X
TX-Panola	8-Oct	7-Nov	30	X		48	40	24	3	3	27	43.8	X
TX-Rains	8-Oct	7-Nov	30	X		18	18	18	0	0	18	0	
TX-Robertson	7-Oct	7-Nov	31	X		48	48	40	3	0	40	16.7	
TX-Rusk	20-Sep	7-Nov	48			134	134	108	6	6	114	14.9	
TX-Shelby	28-Sep	7-Nov	40			52	52	39	2	0	39	25	
TX-Sterling	30-Sep	7-Nov	38			2	1	1	0	0	1	50	X+
TX-Swisher	1-Oct	7-Nov	37			20	20	12	2	0	12	40	X
TX-Terry	7-Oct	7-Nov	31	X		26	26	14	0	0	14	46.2	X
TX-Titus	8-Oct	7-Nov	30	X		72	72	53	0	0	53	26.4	
TX-Upshur	15-Oct	7-Nov	23	X		88	88	70	5	5	75	14.8	
TX-Uvalde	7-Oct	7-Nov	31	X		63	58	41	11	4	45	28.6	



National Defense Committee Congressional Reort

Military and Overseas Voting in the 2004 Presidential Election

← Time Line → ← Reported Details →

State County[1] or Jurisdiction	Ballot Ready	Ballot Due	Days Provided	UNDR 35 dys	Avg	FPCA Rec'd	Ballot Sent	Ballot Cntd	FWAB Rec'd	FWAB Cntd	Votes Cntd	% Not Cntd	Notes
TX-Washington	30-Sep	7-Nov	38			75	71	51	2	2	53	29.3	
TX-Webb	4-Oct	7-Nov	34	X		352	323	203	40	14	217	38.4	X
TX-Wilbarger	1-Oct	7-Nov	37			41	41	35	4	0	35	14.6	
254 LEO's		Reports Received	76	31 of 76	38	33819	30648	22723	2934	727	23450	30.66%	24.94%
UT-Davis	24-Sep	15-Nov	52			499	499	431	34	34	465	6.8	
UT-Juab	22-Sep	15-Nov	54			8	8	8	0	0	8	0	
UT-Rich	14-Oct	15-Nov	32	X		4	4	4	0	0	4	0	
UT-Uinta	21-Sep	15-Nov	55			16	16	15	0	0	15	6.3	
UT-Utah	24-Sep	15-Nov	52			271	245	203	13	7	210	22.5	
UT-Washington	27-Sep	16-Nov	50			70	70	60	3	3	63	10	
29 LEO's		Reports Received	6	1 of 6	49	868	842	721	50	44	765	11.87%	7.60%
VA-Alexandria	20-Sep	2-Nov	43			809	794	648	75	35	683	15.6	
VA-Alleghany	24-Sep	2-Nov	39			16	16	15	1	1	16	0	
VA-Brunswick	1-Oct	2-Nov	32	X		52	52	51	1	1	52	0	
VA-Buckingham	21-Sep	2-Nov	42			24	24	20	2	1	21	12.5	
VA-Charles City	22-Sep	2-Nov	41			16	16	10	0	0	10	37.5	X
VA-Clarke	20-Sep	2-Nov	43			29	29	27	0	0	27	6.9	
VA-Colonial Heights	23-Sep	2-Nov	40			48	48	47	1	1	48	0	
VA-Dickenson	2-Oct	2-Nov	31	X		4	4	4	0	0	4	0	
VA-Emporia	21-Sep	2-Nov	42			8	8	4	0	0	4	50	X
VA-Essex	20-Sep	2-Nov	43			11	9	7	3	2	9	18.2	
VA-Galax	22-Sep	2-Nov	41			5	5	2	1	1	3	40	X
VA-Greensville	21-Sep	2-Nov	42			18	18	16	0	0	16	11.1	
VA-Harrisonburg	28-Sep	2-Nov	35			97	97	83	6	4	87	10.3	
VA-KingWilliam	29-Sep	2-Nov	34	X		10	10	7	0	0	7	30	X
VA-Loudoun	28-Sep	2-Nov	35			744	721	432	89	35	467	37.2	X



National Defense Committee Congressional Report Military and Overseas Voting in the 2004 Presidential Election

← Time Line → ← Reported Details →

State County[1] or Jurisdiction	Ballot Ready	Ballot Due	Days Provided	UNDR 35 dys	Avg	FPCA Rec'd	Ballot Sent	Ballot Cntd	FWAB Rec'd	FWAB Cntd	Votes Cntd	% Not Cntd	Notes
VA-Lunenburg	27-Sep	2-Nov	36			33	33	20	3	1	21	36.4	X
VA-NewKent	27-Sep	2-Nov	36			24	22	18	3	1	19	20.8	
VA-Northampton	16-Sep	2-Nov	47			29	26	14	4	0	14	48.3	X
VA-Norton	29-Sep	2-Nov	34	X		4	4	4	0	0	4	0	
VA-Patrick	20-Sep	2-Nov	43			44	44	36	3	2	38	13.6	
VA-PrinceEdward	21-Sep	2-Nov	42			30	30	20	1	1	21	30	X
VA-Rappahannock	29-Sep	2-Nov	34	X		29	29	19	0	0	19	34.5	X
VA-RichmondCo	29-Sep	2-Nov	34	X		21	21	15	0	0	15	28.6	
VA-Spotsylvania	5-Oct	2-Nov	28	X		187	180	170	11	5	175	6.4	
VA-Surry	17-Sep	2-Nov	46			15	15	14	0	0	14	6.7	
VA-unk1	21-Sep	2-Nov	42			21	21	18	1	1	19	9.5	
VA-unk2	21-Sep	2-Nov	42			32	32	23	0	0	23	28.1	
VA-Wythe	29-Sep	2-Nov	34	X		35	35	30	2	1	31	11.4	
134 LEO's		Reports Received	28	8 of 28	38	2395	2343	1774	207	93	1867	22.05%	19.41%
VT-Barre	5-Oct	2-Nov	28	X		16	16	15	1	1	16	0	
VT-Charleston	4-Oct	2-Nov	29	X		1	1	1	1	0	1	0	
VT-Chittenden	5-Oct	2-Nov	28	X		2	2	1	0	0	1	50	X
VT-Cornwall	5-Oct	2-Nov	28	X		4	4	4	2	0	4	0	
VT-Danville	4-Oct	2-Nov	29	X		2	2	2	0	0	2	0	
VT-Guilford	5-Oct	2-Nov	28	X		4	4	2	0	0	2	50	X
VT-Kirby	8-Oct	2-Nov	25	X		3	3	3	0	0	3	0	
VT-Lincoln	8-Oct	2-Nov	25	X		4	4	4	0	0	4	0	
VT-Maidstone	8-Oct	2-Nov	25	X		1	1	0	0	0	0	100	X
VT-Marlboro	4-Oct	2-Nov	29	X		5	5	3	4	1	1	0	
VT-MtHolly	4-Oct	2-Nov	29	X		2	2	1	0	0	1	50	X
VT-NFerrisburgh	5-Oct	2-Nov	28	X		4	4	4	0	0	4	0	



National Defense Committee Congressional Reort

Military and Overseas Voting in the 2004 Presidential Election

← Time Line → ← Reported Details →

State County[1] or Jurisdiction	Ballot Ready	Ballot Due	Days Provided	UNDR 35 dys	Avg	FPCA Rec'd	Ballot Sent	Ballot Cntd	FWAB Rec'd	FWAB Cntd	Votes Cntd	% Not Cntd	Notes
VT-Roxbury	1-Oct	2-Nov	32	X		1	1	1	0	0	1	0	
VT-Ryegate	4-Oct	2-Nov	29	X		1	1	1	0	0	1	0	
VT-Sandgate	5-Oct	2-Nov	28	X		3	3	2	0	0	2	33.3	X
VT-Shrewsbury	5-Oct	2-Nov	28	X		2	2	2	0	0	2	0	
VT-SouthHero	4-Oct	2-Nov	29	X		8	8	7	1	1	8	0	
VT-Sutton	4-Oct	2-Nov	29	X		5	5	5	0	0	5	0	
VT-unk1	1-Oct	2-Nov	32	X		1	1	1	0	0	1	0	
VT-Waterbury	4-Oct	2-Nov	29	X		9	9	8	0	0	8	11.1	
VT-Waterford	4-Oct	2-Nov	29	X		2	2	2	0	0	2	0	
VT-West Haven	10-Oct	2-Nov	23	X		1	1	1	0	0	1	0	
VT-Windham	NS	2-Nov	NS	X		1	1	1	0	0	1	0	
VT-Windsor-Rutland	NS	2-Nov	NS	X		3	3	3	0	0	3	0	
246 LEO's		Reports Received	24	24 of 24	28	85	85	74	9	3	74	9.41%	12.80%
WA-Ferry	7-Oct	17-Nov	41			3	3	3	0	0	3	0	
WA-GraysHarbor	11-Oct	17-Nov	37			196	196	156	0	0	156	20.4	
WA-Klickitat	5-Oct	16-Nov	42			30	27	21	0	0	21	30	X
WA-Lewis	8-Oct	2-Nov	25	X		37	37	23	0	0	23	37.8	X
WA-Snohomish	8-Oct	17-Nov	40			2155	2148	1594	300	270	1864	13.5	
WA-Yakima	8-Oct	16-Nov	39			316	315	219	50	45	264	16.5	
39 LEO's		Reports Received	6	1 of 6	37	2907	2896	2164	368	321	2331	22.38%	19.70%
WI-Altoona	9-Oct	2-Nov	24	X		14	14	7	0	0	7	50	X
WI-Antigo	12-Oct	2-Nov	21	X		4	4	4	0	0	4	0	
WI-Baraboo	7-Oct	2-Nov	26	X		22	22	15	0	0	15	31.8	X
WI-Cedarburg	8-Oct	2-Nov	25	X		27	27	18	10	9	27	0	
WI-Colby	8-Oct	2-Nov	25	X		1	1	1	0	0	1	0	
WI-Delafield	17-Sep	2-Nov	46			15	15	14	0	0	14	6.7	



National Defense Committee Congressional Reort

Military and Overseas Voting in the 2004 Presidential Election

← Time Line → Reported Details →

State County[1] or Jurisdiction	Ballot Ready	Ballot Due	Days Provided	UNDR 35 dys	Avg	FPCA Rec'd	Ballot Sent	Ballot Cntd	FWAB Rec'd	FWAB Cntd	Votes Cntd	% Not Cntd	Notes
WI-Glenwood	26-Sep	2-Nov	37			1	1	0	0	0	0	100	X
WI-GreenBay	4-Oct	2-Nov	29	X		212	183	135	37	4	139	34.4	X
WI-Horp	7-Oct	2-Nov	26	X		2	2	1	0	0	1	50	X
WI-Kewaunee	7-Oct	2-Nov	26	X		14	14	14	1	1	14	0	
WI-Medford	14-Oct	2-Nov	19	X		2	2	1	0	0	1	50	X
WI-Mondovi	12-Oct	2-Nov	21	X		1	1	1	0	0	1	0	
WI-Muskego	23-Sep	2-Nov	40			40	40	34	1	1	35	12.5	
WI-NewHolstein	11-Oct	2-Nov	22	X		3	3	2	1	1	3	0	
WI-OakCreek	5-Oct	2-Nov	28	X		57	57	38	9	4	42	26.3	
WI-OcontoFalls	5-Oct	2-Nov	28	X		2	2	1	0	0	1	50	X
WI-Omro	8-Oct	2-Nov	25	X		2	2	1	0	0	1	50	X
WI-Osseo	6-Oct	2-Nov	27	X		4	4	1	0	0	1	75	X
WI-Platteville	5-Oct	2-Nov	28	X		17	17	12	2	0	12	29.4	
WI-PortWashington	22-Sep	2-Nov	41			9	9	5	3	3	8	11.2	
WI-StCroixFalls	7-Oct	2-Nov	26	X		3	3	2	0	0	2	33.3	X
WI-StFrancis	13-Oct	2-Nov	20	X		8	8	6	2	2	8	0	
WI-TwoRivers	11-Oct	2-Nov	22	X		10	10	6	1	0	6	40	X
WI-unk1	4-Oct	2-Nov	29	X		4	4	4	0	0	4	0	
WI-Watertown	5-Oct	2-Nov	28	X		40	40	19	2	2	21	47.5	X
WI-Waukesha	5-Oct	2-Nov	28	X		138	133	61	39	22	83	39.9	X
WI-Wausau	8-Oct	2-Nov	25	X		49	46	26	5	0	26	46.9	X
WI-Wauwatosa	11-Oct	2-Nov	22	X		118	116	75	5	1	76	35.6	X
WI-WestBend	4-Oct	2-Nov	29	X		44	44	26	7	0	26	40.9	X
WI-WI Rapids	11-Oct	2-Nov	22	X		28	27	10	4	4	14	50	X
1850 LEO's		Reports Received	30	26 of 30	27	891	851	540	129	54	593	33.33%	30.38%
WV-Calhoun	21-Sep	8-Nov	48			6	6	5	0	0	5	16.7	



National Defense Committee Congressional Reort

Military and Overseas Voting in the 2004 Presidential Election


← Time Line → Reported Details →

State County[1] or Jurisdiction	Ballot Ready	Ballot Due	Days Provided	UNDR 35 dys	Avg	FPCA Rec'd	Ballot Sent	Ballot Cntd	FWAB Rec'd	FWAB Cntd	Votes Cntd	% Not Cntd	Notes
WV-Doddridge	21-Sep	8-Nov	48			10	10	10	0	0	10	0	
WV-Gilmer	21-Sep	8-Nov	48			10	6	6	0	0	6	40	X
WV-Grant	22-Sep	8-Nov	47			18	18	15	1	1	16	11.1	
WV-Hampshire	23-Sep	8-Nov	46			44	44	40	4	4	44	0	
WV-Harrison	22-Sep	8-Nov	47			159	159	126	0	0	126	20.8	
WV-Marshall	21-Sep	8-Nov	48			62	62	59	3	2	61	1.6	
WV-Mason	23-Sep	8-Nov	46			44	42	32	0	0	32	22.7	
WV-Monroe	21-Sep	8-Nov	48			3	3	3	0	0	3	0	
WV-Morgan	22-Sep	8-Nov	47			35	35	31	3	3	34	2.9	
WV-Pleasants	23-Sep	8-Nov	46			11	11	9	0	0	9	18.2	
WV-Pocahontas	13-Oct	8-Nov	26	X		9	9	0	1	0	0	100	X
WV-Roane	23-Sep	8-Nov	46			26	26	23	2	2	25	3.8	
WV-Taylor	30-Sep	8-Nov	39			2	2	2	0	0	2	0	
WV-Tucker	22-Sep	8-Nov	47			1	1	1	0	0	1	0	
WV-Wayne	28-Sep	8-Nov	41			78	77	0	4	2	2	97.4	X
WV-Webster	21-Sep	8-Nov	48			2	2	2	0	0	2	0	
WV-Wetzel	22-Sep	8-Nov	47			34	34	27	6	2	29	14.7	
WV-Wyoming	21-Sep	8-Nov	48			46	46	34	1	1	35	23.9	
55 LEO's		Reports Received	19	1 of 19	48	600	593	425	25	17	442	26.33%	19.67%
WY-Converse	21-Sep	1-Nov	41			64	64	54	1	1	55	14.1	
WY-Fremont	20-Sep	2-Nov	43			82	81	65	15	12	77	6.1	
WY-Sweetwater	27-Sep	2-Nov	36			178	178	140	3	3	143	19.7	
WY-Uinta	23-Sep	2-Nov	40			66	66	58	3	0	58	12.1	
23 LEO's		Reports Received	4		40	390	389	317	22	16	333	14.62%	13%

SUMMARY



National Defense Committee Congressional Report Military and Overseas Voting in the 2004 Presidential Election



State County[1] or Jurisdiction	Ballot Ready	Ballot Due	Days Provided	UNDR 35 dys	Avg	FPCA Rec'd	Ballot Sent	Ballot Cntd	FWAB Rec'd	FWAB Cntd	Votes Cntd	% Not Cntd	Notes
State County[1]	Ballot	Ballot	Days	UNDR	Avg	FPCA	Ballot	Ballot	FWAB	FWAB	Votes		

